



2022 EAST BATON ROUGE PARISH  
**COMMUNITY SAFETY AND  
JUSTICE SURVEY**



**CJCC**  
East Baton Rouge Criminal Justice Coordinating Council

# Letter from the Executive Director



Since its creation, the driving principle of Criminal Justice Coordinating Council (CJCC) has been to foster cross-system dialogue and collaboration among law enforcement, justice, municipal, and community leaders of East Baton Rouge Parish. As a collective of individuals devoted to enhancing public safety, reducing crime, and ensuring that justice is impartial and effective for all residents, the CJCC prioritizes utilizing data and evidence-based solutions to inform and guide our efforts.

To gather input from a wider range of East Baton Rouge Parish residents, we conducted a community safety and justice survey in 2022. While feedback from those who work within the justice system or have experienced it directly or indirectly is important, we believe that it is equally critical to gauge the general public's views on their safety, comprehension of the justice process, and ideas for improving the local justice system. Moving forward, we will use the results from the surveys to continually hone our annual and long-term strategic goals.











I encourage you to attend our monthly CJCC Engage meetings, where we encourage open dialogue about how we can further improve public safety and our local justice system. These open meetings are an opportunity for you to share your views with us and learn more about the CJCC. You can find a schedule of meetings and additional information on the CJCC at [www.ebrcjcc.org](http://www.ebrcjcc.org).

Sincerely,

A handwritten signature in black ink, appearing to read "C. Csonka", written in a cursive style.

Christopher D. Csonka  
Executive Director

# Table of Contents

	Survey and Methodology	<b>04</b>
	Who was Surveyed	<b>05</b>
	Neighborhood Safety	<b>08</b>
	Feelings Towards the Justice System	<b>10</b>
	Mental Health & Substance Abuse	<b>14</b>
	Correctional Facilities	<b>15</b>
	Bail Findings	<b>16</b>
	Top Priorities from the Survey	<b>17</b>
	About the CJCC	<b>18</b>
	CJCC Strategic Goals	<b>19</b>

# Survey & Methodology

The CJCC commissioned LJR Custom Strategies to conduct the EBR Community Safety and Justice Survey. The Survey is designed to determine how residents perceive safety in their community, their perception towards various justice agencies in EBR, and to gauge their general understanding of how the local justice system works while identifying areas that need to be improved.


The results of the Survey will be used as a road map to identify and address the community's concerns relating to their safety and improve policies and procedures of the East Baton Rouge criminal justice system.

**Sample Size:** 500 East Baton Rouge Parish residents

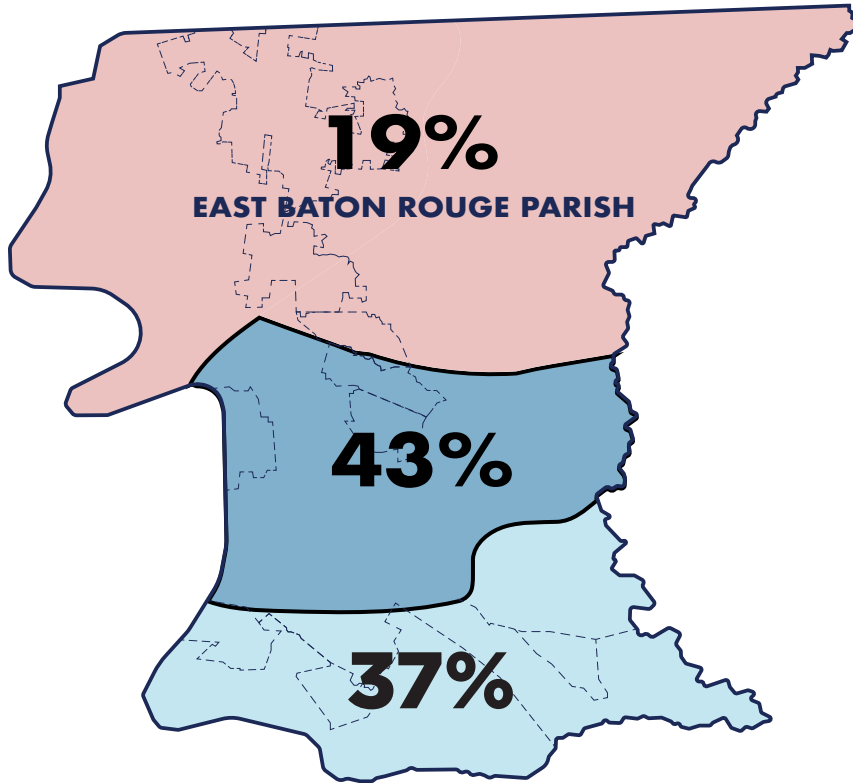
**When conducted:** The phone survey was conducted from August 12 – 21 in 2022 via landline and cellphone.

**Sampling Error:** +/- 4.9%

*The Survey was paid for with grant funds provided by the John D. and Catherine T. MacArthur Foundation.*



# Survey Respondents' Geographic Location



## **NORTH / NE**

**Zip Codes:** 70714, 70739, 70748, 70770, 70777, 70791, 70818, 70819, 70722, and 70875

## **CITY**

**Zip Codes:** 70801, 70802, 70804, 70805, 70806, 70807, 70808, 70811, 70812, 70814, 70815,


## **SOUTH / SE**

**Zip Codes:** 70776, 70769, 70809, 70810, 70816, 70817, 70820, 70826, and 70836

**\*26% OF THE RESPONDENTS REPRESENT UNDERSERVED ZIP CODES**

70801, 70802, 70805, 70806, 70807, 70811, and 70812


# Who was Surveyed




**Survey Population**

# 500

**Method of Communication**



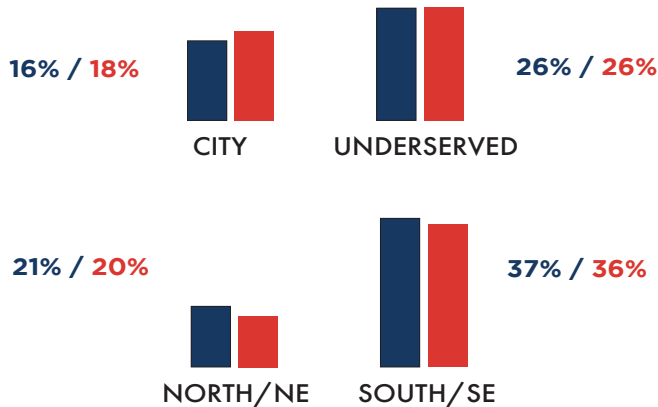
**68%**  
Responded via  
a cellphone



**32%**  
Responded via  
a landline

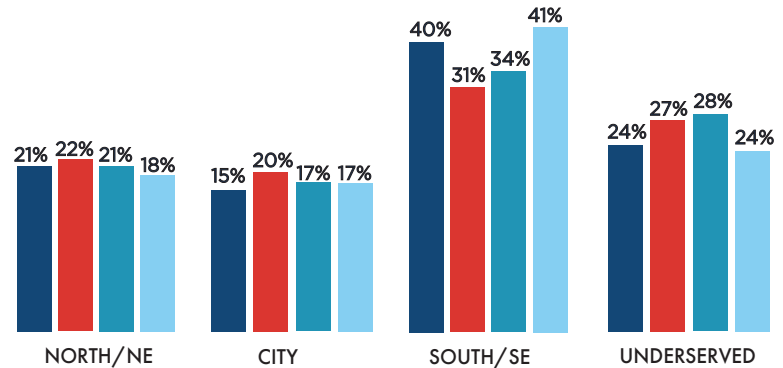
## RACE

■ PEOPLE OF COLOR ■ WHITE PEOPLE



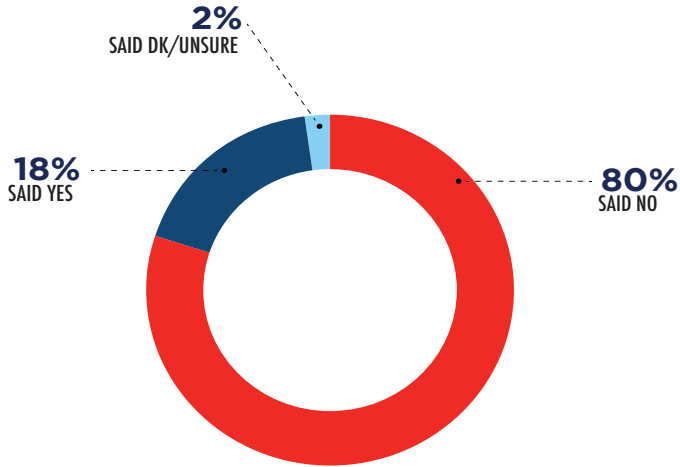
## GENDER

■ MEN OF COLOR ■ WOMEN OF COLOR  
■ WHITE MEN ■ WHITE WOMEN



# Justice Involvement

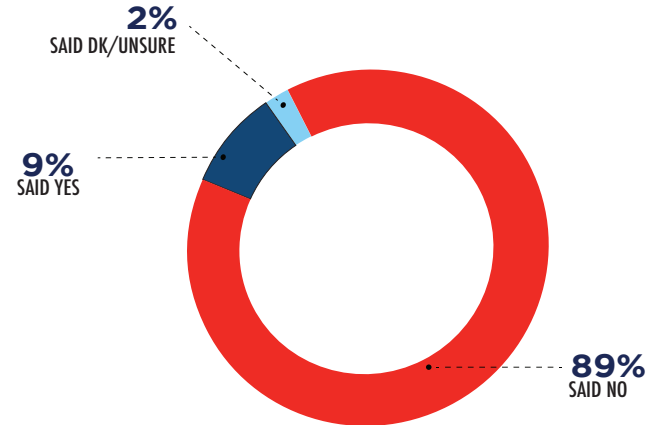
## VICTIM OF A CRIME



Respondents who have been a victim of a crime in East Baton Rouge Parish or who has someone in their immediate household who has.

There is a 20% increase from 2020 to 2022 of those that reported no.

## ACCUSED / ARRESTED



Respondents who have been accused or arrested of a crime in East Baton Rouge Parish or who have someone in their immediate household who has.

There is a 13% increase from 2020 to 2022 of those that reported no.

# Neighborhood Safety

**87%**

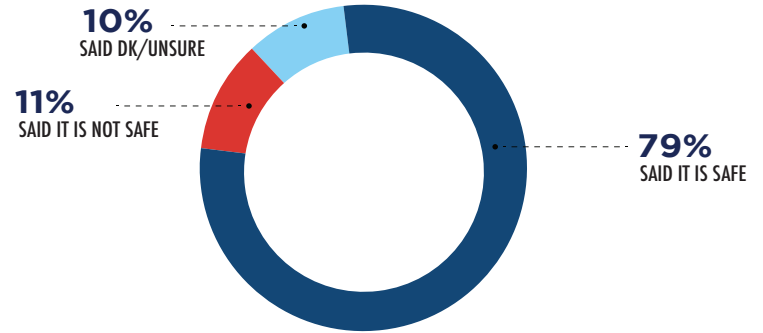
of white women and upper/upper middle-class respondents express that their neighborhoods are quite safe.



## SAFETY REPORT

Respondents are not confident in the direction of things in their neighborhoods, however, they do not indicate that they feel less safe than they did in 2020.

## IS MY NEIGHBORHOOD SAFE?



These findings are extremely consistent with 2020.

In underserved zip codes, working and lower class, crime victim households and accused/arrested households feel the least safe.

WORKING / LOWER CLASS	<b>22%</b>
CRIME VICTIMS	<b>26%</b>
ACCUSED / ARRESTED	<b>22%</b>



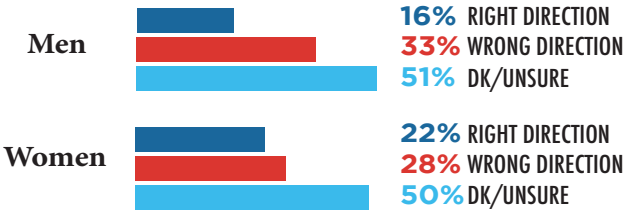
# Neighborhood Safety



## DIRECTION OF NEIGHBORHOODS

Groups most likely to say their neighborhood is moving in the wrong direction include those who say their neighborhood is not safe, those who have had police interaction in the past year, and those who live in a household where someone has been a victim of a crime.

### GENDER



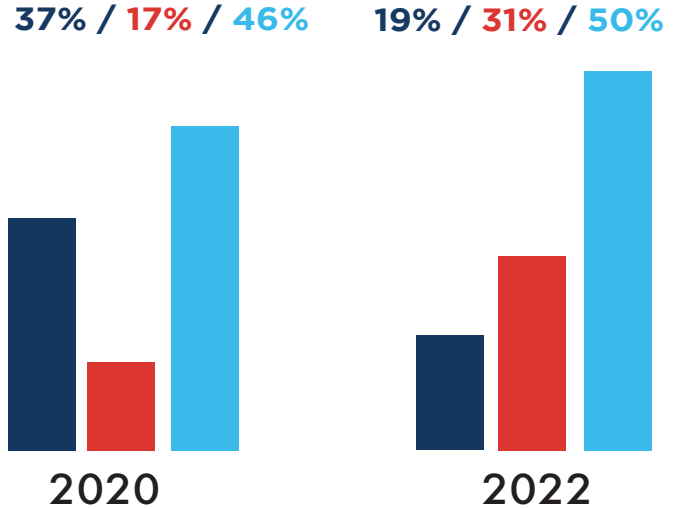
## 15 YEARS

Only residents who have moved to Baton Rouge in the past fifteen years offer a more optimistic look.



## PARISH GOING IN THE RIGHT OR WRONG DIRECTION BY YEAR

■ RIGHT DIRECTION ■ WRONG DIRECTION ■ DK/UNSURE



# Feelings Towards Justice System Organizations

While positive sentiments towards both the Sheriff's Office and Police Department have dropped slightly since 2020, there is still little negative sentiments toward either and both remain universally known.

2020 2022



## EBR Sheriff's Office

Positive **62% / 54%**



Negative **9% / 10%**



DK/Unsure **29% / 36%**



## District Attorney's Office

Positive **47% / 29%**



Negative **11% / 12%**



DK/Unsure **42% / 59%**



## Public Defender's Office

Positive **36% / 27%**



Negative **11% /**



DK/Unsure **53% / 60%**



## Police Department


Positive **61% / 54%**



Negative **11% / 12%**



DK/Unsure **28% / 34%**



## CJCC

Positive **10% / 18%**



Negative **6% / 8%**



DK/Unsure **84% / 76%**




# Feelings Towards The Justice System

The Sheriff's Office and Police Department received high favorability ratings, which indicates that the public believes law enforcement is performing their job well.

## 68%

INDICATE POSITIVE FEELINGS TOWARDS LAW ENFORCEMENTS



## FAIRNESS IN THE JUSTICE SYSTEM

■ 2020 ■ 2022

Agree that the Justice System treats *people like them* fairly

**62%** / **50%**



Agree that the Justice System treats *people* fairly

**58%** / **50%**

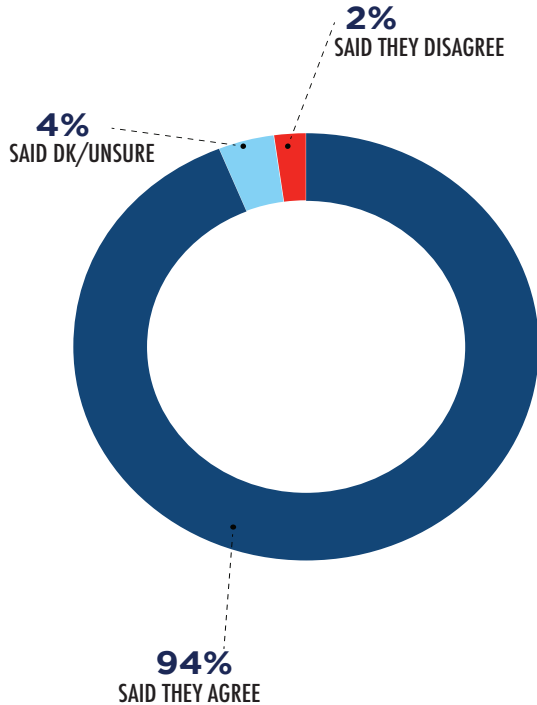


## LAW ENFORCEMENT PAY

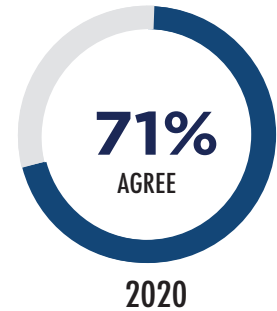
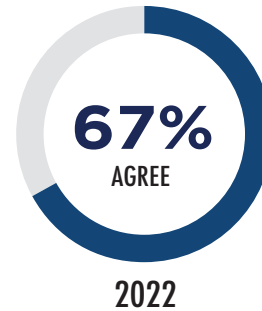
A majority believe that increasing law enforcement pay will help reduce crime in Baton Rouge.

# Justice System Findings

## THE JUSTICE SYSTEM SHOULD BE DESIGNED TO MEET THE NEEDS OF ALL PEOPLE



## IT IS MORE DIFFICULT FOR PEOPLE IN POVERTY TO NAVIGATE THE JUSTICE SYSTEM

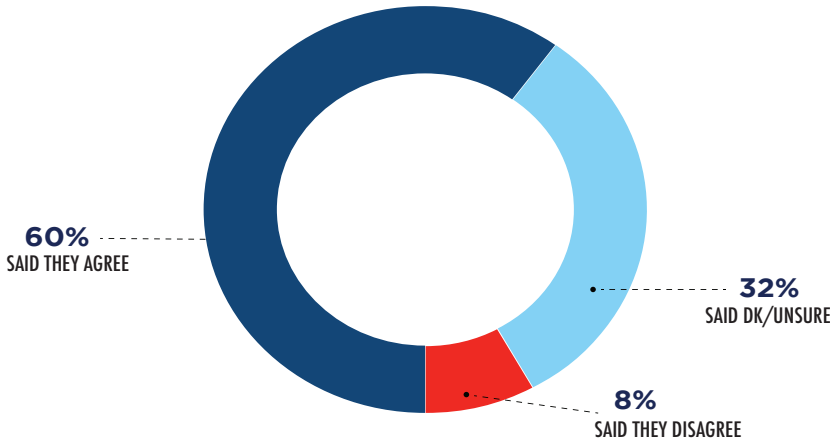


Two thirds agree that navigating the justice system is more difficult for people in poverty.

**A majority of respondents remain willing to engage in opportunities to connect with the justice system.**

# Breaking the Law

## SHOULD PEOPLE WHO BREAK THE LAW GO TO JAIL?



Underserved Zip Codes, Unsafe Neighborhood Residents, Accused/Arrest Households, and Middle Class respondents are the least likely to agree.



The strongest agreement comes from residents who have lived in EBR for less than 25 years and upper/upper middle class respondents.

**71%**

of upper middle-class agreed that people who break the law should be sent to jail or prison.



## WORKING WITH LAW ENFORCEMENT

**67%**

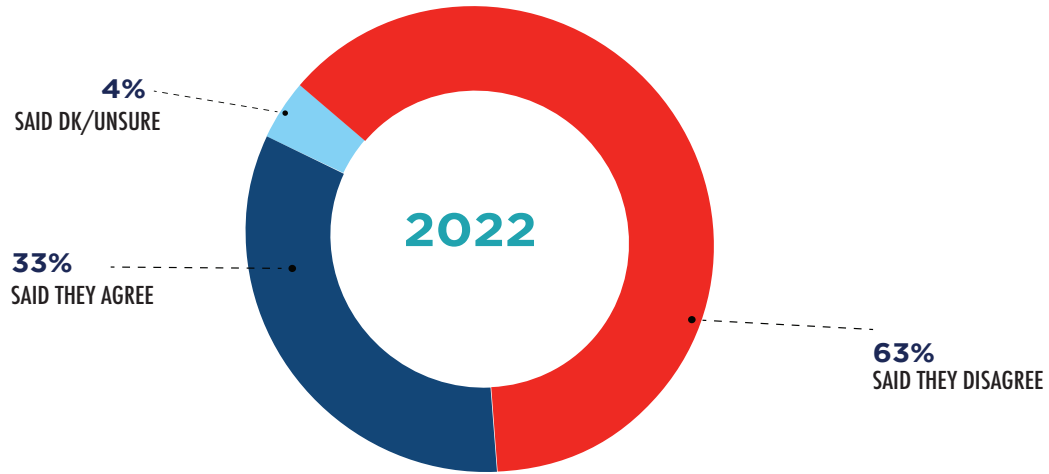
are willing to work with law enforcement to make their neighborhood safer.

**55%**

are willing to participate in a community discussion about their neighborhood with local justice leaders.

# Mental Health & Substance Abuse

**DID MENTAL HEALTH & SUBSTANCE ABUSE PLAY A ROLE IN ACCUSATION / ARREST? \***



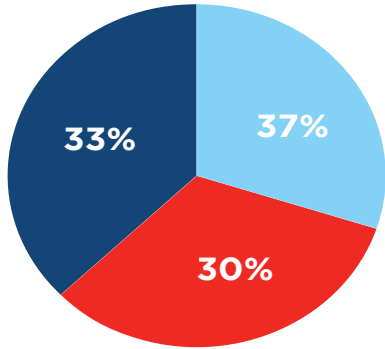
*\*Asked only of respondents who have or who have a household member accused or arrested in EBR Parish.*

In 2020, 52% of respondents from accused/arrest households said mental health or substance abuse played a role in arrest. For 2022, the percentage has dropped 33%.

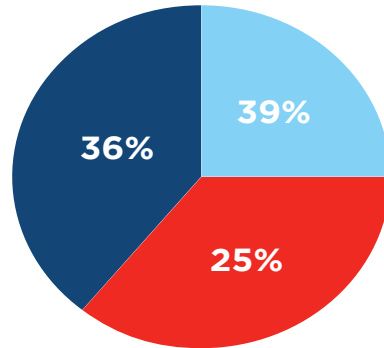
# Correctional Facilities

Support for a new tax initiative to construct a correctional facility in East Baton Rouge Parish, be it for adults or juveniles, currently falls far short of majority support.

## FOR ADULTS



## FOR JUVENILES



 STRONGLY SUPPORT

 STRONGLY OPPOSE

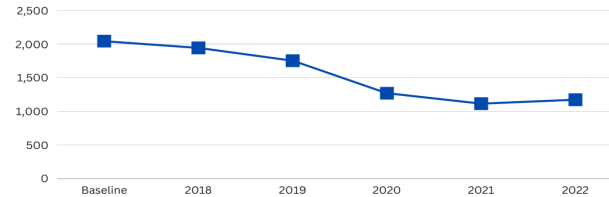
 DK/REFUSED



The tax's strongest supporters are upper/ upper-middle class (50%) and white men (47%)

It's lowest support comes from under-served zips (26%) and working/lower class respondents (29%)

## EAST BATON ROUGE PARISH PRISON AVERAGE DAILY POPULATION BY YEAR



# 47%

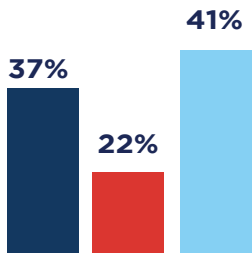
The average daily population at the Parish Prison has decreased by 47% since 2017. This ongoing trend will enable us to construct a smaller and safer correctional facility in EBR.

# Bail Findings

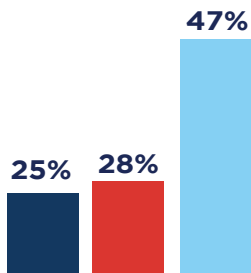
## ABILITY TO PAY BAIL

■ YES   ■ NO   ■ DK/UNSURE

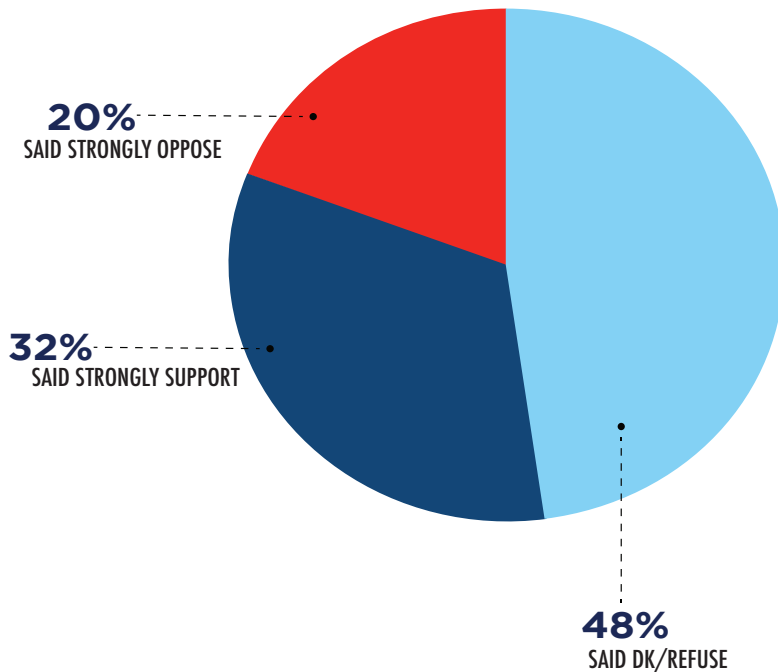
Believe inability to pay bail is reason to remain in jail



Believe ability to pay bail is reason to be released from jail



## ENDING THE PRACTICE OF KEEPING PEOPLE CHARGED WITH NONVIOLENT CRIME IN JAIL BEFORE TRIAL





# Top Priorities from the Survey

**On a scale from 1 to 10, respondents were asked to rank priorities for the CJCC.**

**9.10**

## **HOLDING PEOPLE ACCOUNTABLE FOR CRIMES**

White, middle-class voters outside of the city place an even higher priority on holding people accountable for crimes.

**8.93**

## **IMPROVING LAW ENFORCEMENT ENGAGEMENT**

North/NE and underserved zips respondents place the highest priority on improving law enforcement engagement, and this priority has risen since 2020.

**8.67**

## **BUILDING MEANINGFUL PARTNERSHIP BETWEEN JUSTICE AGENCIES AND COMMUNITY MEMBERS**

Men have consistently ranked these partnerships quite high, and this has remained unchanged since 2020.

**8.67**

## **BREAKING CYCLES OF REPEAT ARRESTS AND CONVICTIONS**

This is a high priority among respondents who are interacting with the justice system and live outside the city.



## Who is the CJCC?

The Criminal Justice Coordinating Council (CJCC) is a 501(c)3 organization comprised of leaders from the justice system, government, law enforcement, and community in East Baton Rouge Parish. CJCC members have a shared vision of establishing a fair and efficient justice process and improving public safety.



## What do we do?

We foster meaningful and inclusive partnerships that support impactful improvements to the justice process. The CJCC identifies opportunities to increase public safety, develop alternatives to incarceration, reduce racial disparities, and consolidate justice system data to inform and educate the public.

# CJCC Strategic Goals



**Improve Public Safety**



**Increase Fairness and Efficiency of the Justice System**



**Strengthen and Expand Community Engagement**



**Consolidate Justice Data**



**2022 EAST BATON ROUGE PARISH**  
**COMMUNITY SAFETY AND JUSTICE SURVEY**  
EBRCJCC.ORG

100 LAFAYETTE STREET, RM B248



BATON ROUGE, LOUISIANA 70801



(225) 381-7098



EBRCJCC.ORG